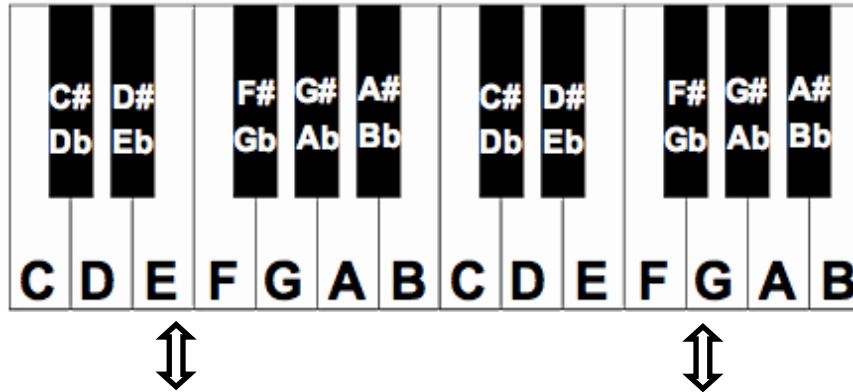
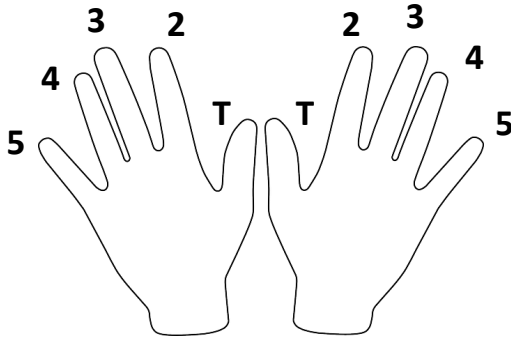


# KNOWLEDGE ORGANISER: Keyboard Skills 1



## HAND POSITION

Hand position is very important in our keyboard playing. It helps us to play more fluently, prevents injury and builds towards strong muscle memory, so we can play without looking!

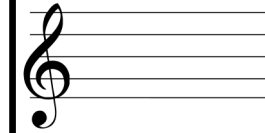


C is to the left of the two black keys!

# Sharp notes are to the right →

← Flat notes are to the left ♭

The 5 lines on which we write our music is called a **STAVE**

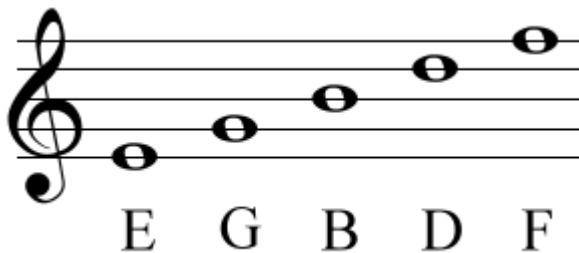


Always  
Five  
Lines

The symbol for right hand keyboard music is called a **Treble Clef**

**Sharp** notes are **higher**  
**Flat** notes are **lower**

## TREBLE CLEF LINES




The notes on the lines on the treble clef staff can be easily remembered by the mnemonic;

**Every Good Boy Deserves Football**

## NOTE LENGTHS

	Semibreve	4 beats	—
	Minim	2 beats	—
	Crotchet	1 beat	↗
	Quaver	1/2 beat	↗
	Semiquaver	1/4 beat	↗

## TREBLE CLEF SPACES



The notes between the lines (in the spaces), on the treble clef staff can be remembered bottom to top using the word;

**FACE**